

MOTORISED FIFTH WHEEL SPECIFICATIONS



Retractable Powered Fifth Wheel

Operating manual

Introduction

Effortlessly move hospital beds with the battery powered Retractable Powered 5th Wheel.

The Retractable Powered 5th Wheel converts your manually-pushed hospital beds into powered solutions. Productivity is greatly increased, and back or shoulder strain is eliminated.

The Retractable Powered 5th Wheel allows an operator to effortlessly move hospital beds:


- Through long corridors, factory aisles, round tight corners.
- Up and down ramps.
- In and out of lifts.

Features


- Rated to tow up to 400 kg (dependent on slopes and speed).
- 24 Volt DC power.
- Variable speed drive unit.
- Electro-magnetic park brake.
- Travel speed—up to 4.5 kph.
- Robust steel chassis.
- Programmable motor controller.
- Automatic charger.

Operating instructions


Traction unit MP5W-WHEELR



Slide-out battery carriage MP5W-BAT



Controls MP5W-CONTROL



Key switch

The key switch must be turned clockwise to switch the unit on. When ON, the LED battery indicator will be illuminated. It is important to note that the unit should be switched off and the key removed, whenever it is not in use. This eliminates the risk of unauthorised movement and also prevents an unnecessary use of battery power.

Emergency stop

The controls have an emergency button.

Emergency stop button—in an emergency, push this button to stop the unit. To release, slightly twist the button and it will pop back up.



Only use the emergency button in an emergency.

Emergency back-off bar

When the 'emergency back-off bar' is activated (depressed) while in motion, the Retractable Powered Fifth Wheel will behave in one of two ways.

1. In reverse (towards the operator), the unit will stop and then move away from the operator for a short distance.
2. In the forward direction, the unit will reduce to a slow speed.



Any accessories installed that prevent the safe operation of the emergency back-off bar may create a crush hazard for the user.

Throttle grip

The throttle grip provides variable speed control. Releasing the grip stops the unit. An automatic park brake is applied after a short delay after the grip has returned to its neutral position. Under no load, the park brake will maintain the Retractable Powered Fifth Wheel in a stationary position. Under load, the brake may not be capable of holding the system stationary, particularly on a sloping surface.

Speed selector

The speed selector will always start in the slow position. Select a speed that you are comfortable using. The speed can be changed while driving. It's advisable that the operator select a slow speed when approaching a bed or trolley to hitch; entering a confined area; on a slippery or slightly sloped floor surface; turning, or reversing.

Battery level indicator

The battery level indicator indicates the amount of charge left in the batteries. When it appears to be running low, return the unit to the closest charging station to charge the batteries. Being aware of the level of charge of the batteries will eliminate the possibility of running low on power whilst away from the charging station. Red light only indicates no usable battery power remaining.

Horn

Push to sound the horn, release to turn off.

Charger socket

The charger socket is located on the slide-out battery carriage. However, depending on customer needs, the charger socket can be fitted into a preferred location. If needed, extension loom can be provided.

Brake release

If for some reason the unit becomes inoperable, the brake to the motor can be released to allow manual movement. Release this brake by turning the brake release switch clockwise. Depending on customer needs, the brake release can be fitted into a preferred location. If needed, extension loom can be provided.

Capacity

Refer to the serial plate for the unit's safe working load, located on the traction unit.

Driving instructions

Safety check

Before using the Powered 5th Wheel the operator should complete the following check:

1. The battery charger is not connected.
2. The direction selector works.
3. The emergency stop button is released.
4. The brakes operate correctly when the throttle lever is released.
5. The battery indicator shows adequate charge.
6. There is no visible damage to the unit.

Steering

The Retractable Powered Fifth Wheel's handle design is based on the style of the "Gzunda" bed mover's hand controller, but has the added benefit of being able to raise the entire drive wheel off the ground.

This enables the bed, stretcher or trolley to manoeuvre sideways in narrow corridors or small rooms, and is recommended for hospital environments where space is limited.



Retractable wheel control

To operate the retraction function, simply press the 'lift' button on the Gzunda controller and the drive will lift off the ground allowing the bed, stretcher or trolley to manoeuvre sideways.

Use the 'engage' button to lower the drive wheel and re-enable power drive.



Note: The standard 33Ah batteries are designed to allow a maximum of four cycles of retraction per duty cycle and therefore should only be used when parking or storing the bed, stretcher or trolley.

The drive wheel should ALWAYS be lowered when driving or after parking. A larger battery pack can be supplied if retraction is to be used more frequently.

Charging

Ensure regular recharging of batteries (charging overnight after a day's usage is recommended). Irregular charging may cause the batteries to prematurely fail.

Leaving a machine in storage without charge for periods greater than a month can also lead to premature battery failure. This is not covered under warranty.

For detailed charging procedures refer to Appendix 1.



Only use the battery charger supplied with this Retractable Powered 5th Wheel.

The automatic features of the supplied charger ensures that the sealed gel batteries are not overcharged, and only a minimum amount of gas, if any at all, are expelled during charging.



Maintenance

Batteries

If this unit is not being used for an extended period of time, it should be connected to the battery charger to check the battery level on a regular basis, and placed on charge overnight if required. This will ensure the batteries are kept in good condition.

The batteries are sealed and maintenance free. DO NOT attempt to open these batteries. If the unit is not charged as above, the batteries may be exhausted and have dropped below the charging threshold of the battery charger. The supplied charger cannot begin to charge the batteries unless they have a small amount of charge. If this occurs, contact Electrodrive or your local service agent.

A sign that the batteries need replacing is when they no longer hold charge.

Motor and transmission

The motor is a sealed unit and does not require regular maintenance.

Brakes

The dynamic braking system does not require regular maintenance.

Motor controller

This unit is not serviceable. Any difficulties experienced with speed control should be referred to Electrodrive.

Throttle grip

The throttle does not require maintenance. Only if the throttle suffers damage then it should be replaced.

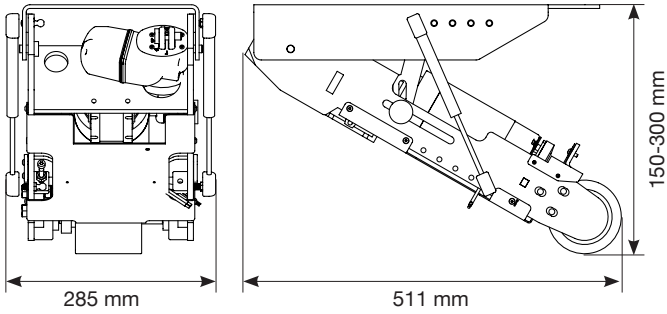
Fuses

The control circuit is protected against inadvertent current over-loads. This fuse is located in the controller box.

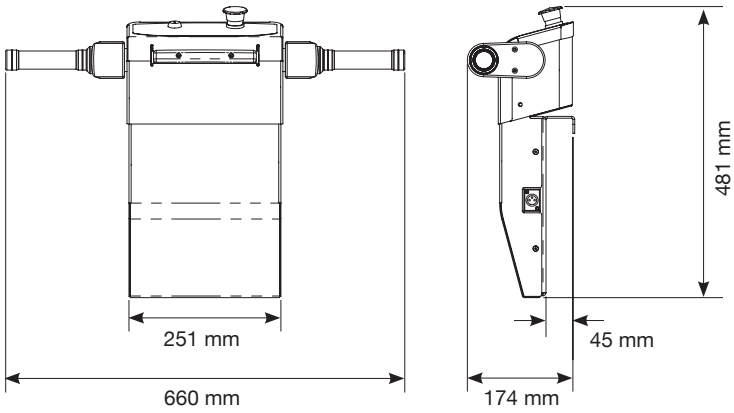
Self-resetting circuit breaker

This Retractable Powered 5th Wheel is fitted with a self resetting circuit breaker in case of momentary over-load. This circuit breaker can be found beneath the battery carriage. If the unit repeatedly over-loads, test the machine, as the motor may be damaged, and continued use could damage the unit further.

Drive wheel MP5W-WHEELR



Hand controller MP5W-CONTROL



Battery case MP5W-BAT

