

PEDESTRIAN OPERATED TUG M4 SPECIFICATIONS



4,5 km/h



3.000 kg



15 %



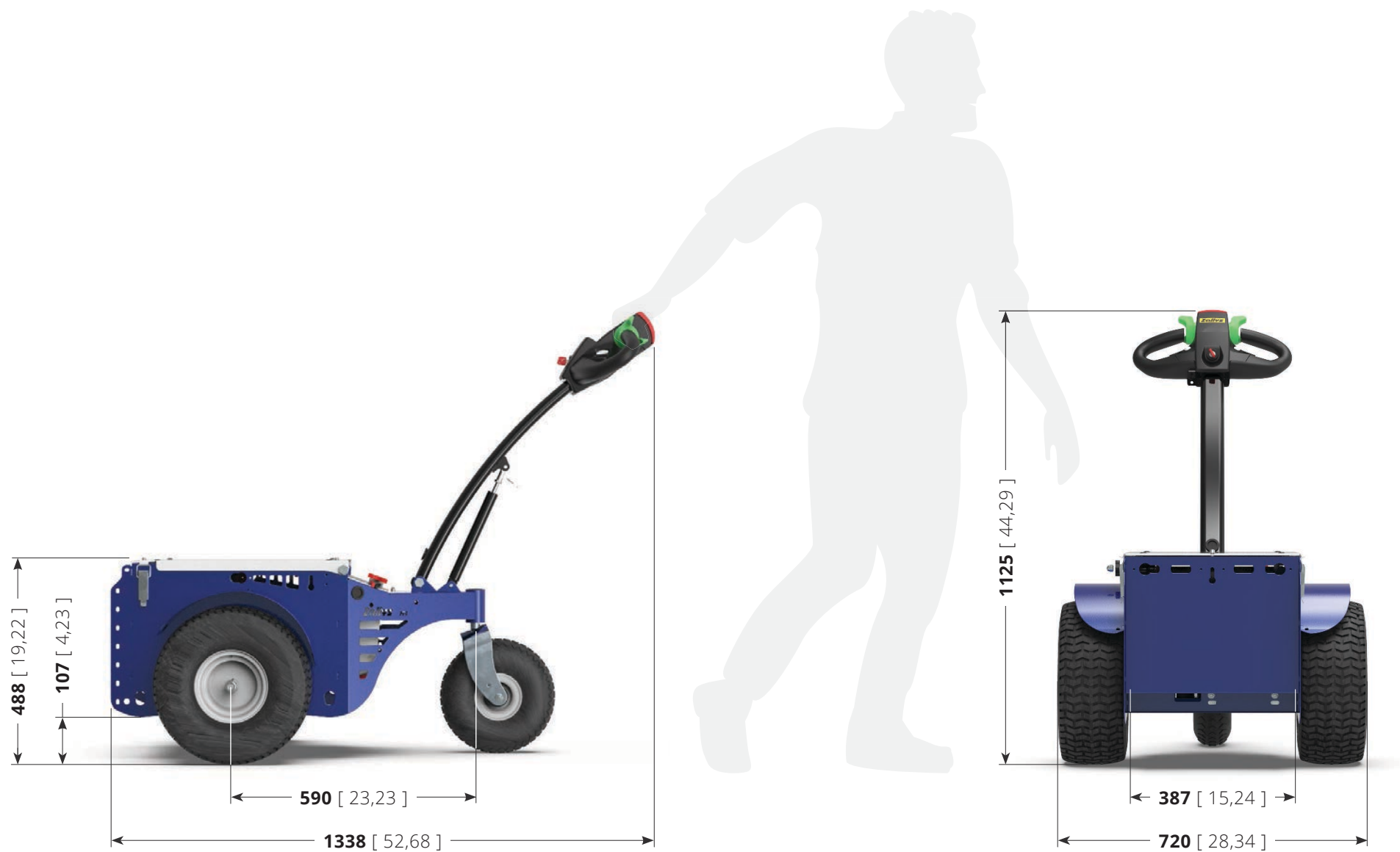
- For loads up to 3000 kg.
- Versatile and compact.
- Pneumatic wheels.
- 5-levels speed adjustment.
- Wide range of accessories and connections.

👁 Front View



👁 Side View





Zollys®

TABLE:
M4

Unit: mm [inch]

Main sectors



WASTE HANDLING



HOSPITALES



FOOD INDUSTRY




INDUSTRIAL
MAINTENANCE

Performances on slopes

While the force expressed in N at the hook remains unchanged, the following circumstances **may affect the towing capacity expressed in kg**:

- **type of ground** on which the towing is performed;
- towing on **flat ground or on a slope**;
- use (or not) of **ballasts**;
- **type of wheels** mounted on the vehicle and on the trailer.



5 levels speed adjustment

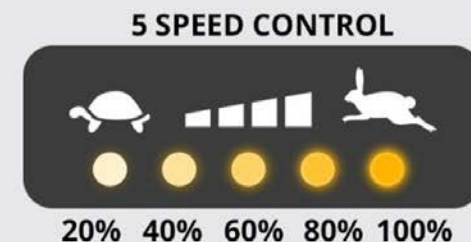
On the new M4 tillerhead by Zallys a button for the adjustment of the speed of the machine is mounted **as standard**. By clicking it, at each click you switch to the next level. This allows a fast and easy selection of the correct speed based on the kind of manoeuvre. **The Flex-to-Go system** has been studied to give a better maneuverability in confined spaces and more speed on the longer journeys.

Each click adds **20% more speed**.

Speed ramp:

20% - 40% - 60% - 80% - 100%

Once the maximum speed is reached, by pressing the button again it returns to 20%.



Ergonomic driving

Zallys' tillerhead has been conceived and produced to make the use of the machine more ergonomic for the operator, guaranteeing the right **comfort while driving during the work shift**. Its **ergonomic design** allows to have **all the driving controls at your fingertips**, the display with the battery charge level and the power key for an easy and fast ignition. The **structure** is made of **resistant materials** in case of accidental bumps.

Power key

5 speed
selection

Anti-crush
reverse button



Dashboard

Acoustic alarm

Maintained action
drive controls



Pneumatic wheels

M4 is equipped with **pneumatic wheels**, suitable both for indoor and outdoor use, always guaranteeing the maximum grip and a really low level of vibrations. Moreover, they are very resistant and offer exceptional performances on every kind of ground. Thanks to the pivoting wheel and the traction axis located on the center of gravity, the machine can turn on itself.



Autonomy for a full workday

M4 is powered by two 105/130 Ah batteries, which guarantee the machine for **8 hours operation at continuous use**. On request, it is possible to install **an interchangeable and extractable battery pack for a 24 / 7 operation**. Thanks to the high frequency external battery charger, they are easy and safe to recharge.



Modular ballast system

Zallys modular system guarantees **maximum flexibility** on increasing the vehicle's performances. With just **7 kg unit weight**, single ballasts are lightweight and can be equipped **without physical effort by the operator**, while maintaining all their effectiveness.

STANDARD HITCH



ELECTRIC SLIDING
SUPPORT FOR HITCHES



DROP PIN FOR
SWIVEL HITCH



BALL/PIN
HITCH



HITCH FOR
TRASH BINS



ROLL BOX
HITCH



DROP PIN
HITCH

ACCESSORIES

