

# PEDESTRIAN OPERATED TUG M3 SPECIFICATIONS



4,5 km/h



1.500 kg



15 %




- For loads up to 1500 kg.
- Versatile and compact.
- Pneumatic wheels.
- 5-speed button as standard.
- Wide range of accessories and connections.

👁 **Front View**



👁 **Side View**





**Zollys®**

TABLE:  
M3

Unit: mm [inch]

## Main sectors



WASTE LOGISTICS



HOSPITALS



FOOD INDUSTRY




INDUSTRIAL  
MAINTENANCE

## Performances on slopes

While the force expressed in N at the hook remains unchanged, the following circumstances **may affect the towing capacity expressed in kg**:

- **type of ground** on which the towing is performed;
- towing on **flat ground or on a slope**;
- use (or not) of **ballasts**;
- **type of wheels** mounted on the vehicle and on the trailer.



## 5 levels speed adjustment

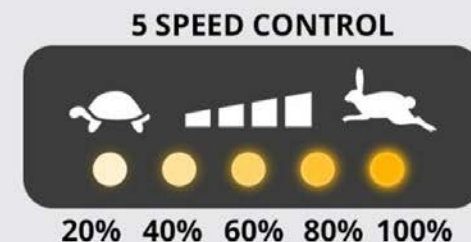
On the new M3 tillerhead by Zallys is mounted **as standard** a button for the adjustment of the speed of the machine. By clicking it, at each click you switch to the next level. This allows a fast and easy selection of the correct speed based on the kind of manoeuvre. **The Flex-to-Go system** has been studied to give a better maneuverability in confined spaces and more speed on the longer journeys.

Each click adds **20% more speed**.

### Speed ramp:

20% - 40% - 60% - 80% - 100%

Once the maximum speed is reached, by pressing the button again it returns to 20%.



## Ergonomic driving

Zallys' tillerhead has been conceived and produced to make the use of the machine more ergonomic for the operator, guaranteeing the right **comfort while driving during the work shift**. Its **ergonomic design** allows to have **all the driving controls at your fingertips**, the display with the battery charge level and the power key for an easy and fast ignition. The **structure** is made of **resistant materials** in case of accidental bumps.







## Pneumatic wheels

M3 is equipped with **pneumatic wheels**, suitable both for indoor and outdoor use, always guaranteeing the maximum grip and a really low level of vibrations. Moreover, they are very resistant and offer exceptional performances on every kind of ground. Thanks to the pivoting wheel and the traction axis located on the center of gravity, the machine can turn on itself.

## Autonomy for a full workday

M3 is powered by 2 65/75Ah batteries, which guarantee the machine an **autonomy of 8 working hours of continuous use**. Thanks to its external high frequency battery charger, batteries are easy and safe to charge.



# STANDARD HITCH

## Connections for every need

M3 can be equipped with **various connections** depending on the type of trailer to tow:

- **Drop pin** hitches in various diameters for carts with ring tiller;
- **Tow ball** hitches for trailers with ball coupling;
- **Special hitch** for towing up to 2 **waste bins**.



DROP PIN  
HITCH



TOW BALL PIN  
COUPLING



HITCH FOR  
TRASH BINS