


EASYCRANE SPECIFICATIONS

EASYCRANE™

Versatile jib crane with an integrated vacuum lifter

Easycrane is a complete stand-alone lifting solution for fast and easy lifting including an integrated vacuum lifter. With a generous working range and option for a height-adjustable column, it can be adapted to any workplace.

Add a mobile base plate and you can easily move Easycrane with a pallet truck between different workstations.



EASYCRANE gives you many advantages!

- Fast and easy lifting of loads up to 80 kg
- With a mobile footplate, no installation is required
- Loads can be handled horizontally and vertically and rotate freely
- A large selection of different suction cups and vacuum yokes
- Quick connection for easy replacement of suction cup or tool

Australia Wide Sales & Service

sales@materialshandling.com.au | www.materialshandling.com.au | 1300 25 84 07

MATERIALS
Handling PTY LTD *Working with ease.*

LIFTING WITH EASYCRANE™

EasyCrane is a complete lifting unit designed for lifting loads up to 80 kg. The crane is equipped with a vacuum lifter and a vacuum pump, mounted on a shelf on the column.

EasyCrane is extremely versatile and can be used to handle loads of different size, shape and weight. The load can be handled both horizontally and vertically, and rotated freely.

EasyCrane is intuitive and easy to use, and in many cases increases operating speed and productivity, while protecting the user from strain injuries.

The crane column can be adjustable in height and can either be mounted on a mobile footplate or attached directly to the floor with anchor bolts.

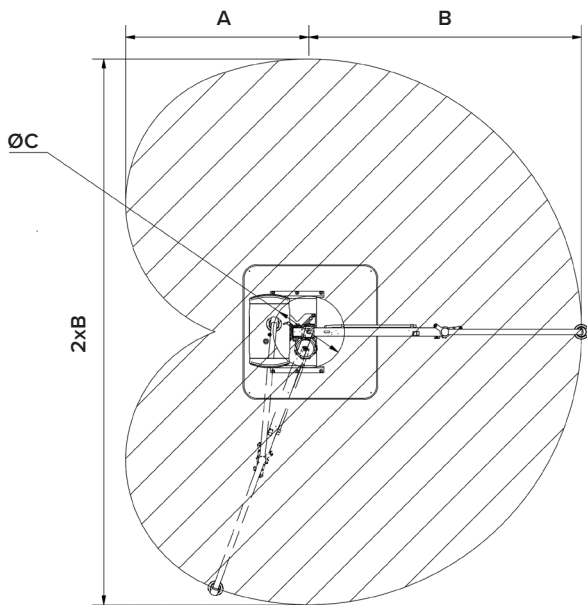
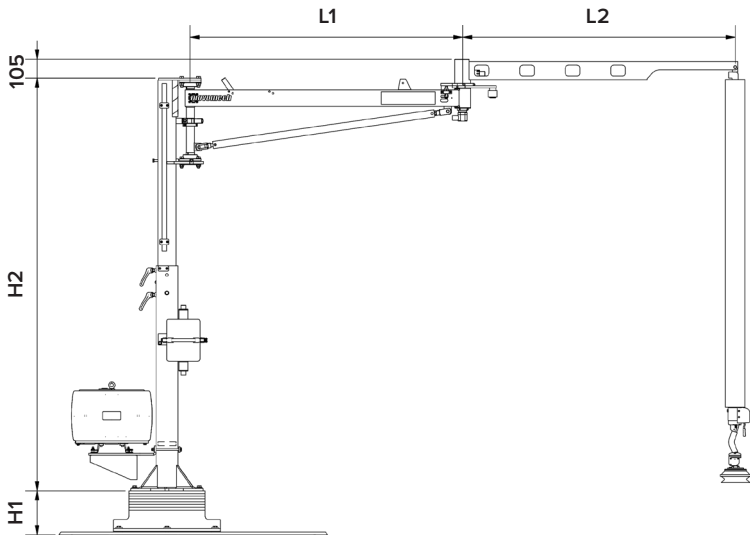
EasyCrane can be fitted with the vacuum tube lifters Easyhand (single hand) and Vacuhand Pro (two hand operation).

The EasyCrane jib has an inner and an outer arm that create an articulated jib boom. Both inner and outer arm are available in three different lengths. It is also possible to supply a fixed jib boom solution using the MechRail Jib Crane concept.

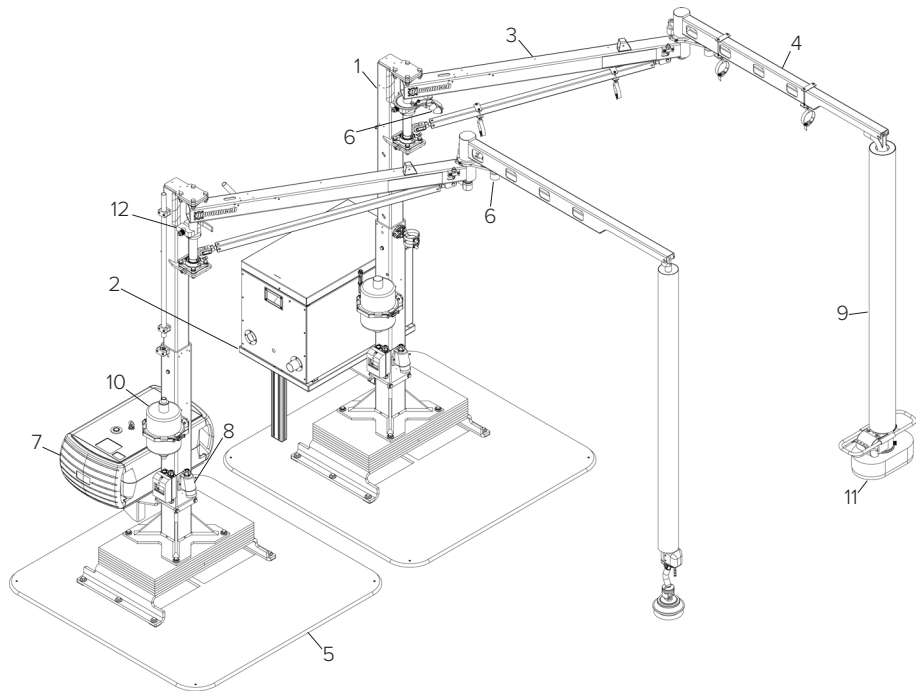
The vacuum tube lifters have an extensive range of accessories and options to suit almost any lifting application.



EASYCRANE™ configuration



Arm length (mm)	Inner					
	Inner	1000	1000	1500	1500	2000
Outer		1000	1500	1500	2000	2000
Construction dim. (mm)	A					
	A	1375	1875	2013	2513	2749
B		2000	2500	3000	3500	4000
ØC		866	1458	783	1348	697
Ø60		25	25	25	25	25
Ø80		35	35	35	35	35
Ø100		45	45	45	45	45
Ø120		55	55	55	55	50
Ø140		60	60	60	60	50
Ø160		80	80	75	60	50



1. Pillar
2. Pump shelf
3. Inner jib arm
4. Outer jib arm
5. Mobile footplate
6. Rotation limiter
7. Pump with silencing box
8. Electrical connection
9. Lifting unit
10. Filter
11. Suction feet
12. Parking- and drift brake

Australia Wide Sales & Service
 sales@materialshandling.com.au | www.materialshandling.com.au | 1300 65 00 35

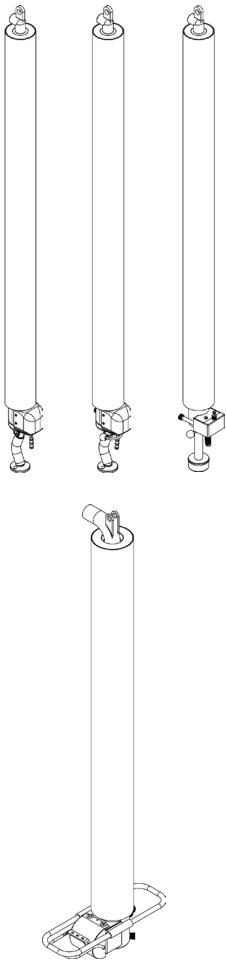


Selection of lifting unit and pump

	Lifting tube diameter	Max load	Pump	Suitable load	Lifting speed	Configuration
Easyhand Pro Rapid, Pro & M	Ø60	25 kg	C	Non-porous cardboard boxes and sheet materials	Calm	EC25
	Ø80	35 kg	D	Non-porous to porous cardboard boxes and sheet materials	Calm to normal	EC25
	Ø100	45 kg	K	Non-porous to porous cardboard boxes and sheet materials	Fast	EC32
	Ø120	55 kg	I	Smaller bags, porous cardboard boxes and sheet materials	Very fast	EC32
Vacuhand Pro	Ø140	60 kg	F	Non-porous to porous cardboard boxes and sheet materials	Calm to normal	EC50
	Ø160	80 kg	G	Bags, porous cardboard boxes and sheet materials	Normal to fast	EC50

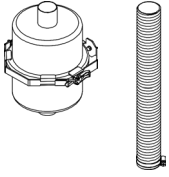
To ensure that the selected lifting unit and pump fit the lifting object, we always recommend that you do a test lift.

1. Lifting unit



	Diameter	Length	Pump C	Pump D	Pump K	Pump I
Easyhand Pro Rapid	Ø80	2 500 mm	671708-1CAA	671708-1DAA	671708-1KAA	671708-1IAA
	Ø100	2 500 mm	671710-1CAA	671710-1DAA	671710-1KAA	671710-1IAA
	Ø120	2 500 mm	671712-1CAA	671712-1DAA	671712-1KAA	671712-1IAA
Easyhand Pro	Ø60	2 500 mm	670706-1CAA	670706-1DAA	670706-1KAA	670706-1IAA
	Ø80	2 500 mm	670708-1CAA	670708-1DAA	670708-1KAA	670708-1IAA
	Ø100	2 500 mm	670710-1CAA	670710-1DAA	670710-1KAA	670710-1IAA
Easyhand M	Ø120	2 500 mm	670712-1CAA	670712-1DAA	670712-1KAA	670712-1IAA
	Ø60	2 500 mm	640706-1CAA	640706-1DAA	640706-1KAA	640706-1IAA
	Ø80	2 500 mm	640708-1CAA	640708-1DAA	640708-1KAA	640708-1IAA
Easyhand M	Ø100	2 500 mm	640710-1CAA	640710-1DAA	640710-1KAA	640710-1IAA
	Ø120	2 500 mm	640712-1CAA	640712-1DAA	640712-1KAA	640712-1IAA
Vacuhand Pro	Ø140	2 500 mm	Pump F	Pump G		
	Ø160	2 500 mm	640714-2FAA	640714-2GAA		

2. Filter, hose & hose clamp

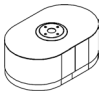


	EC25	EC32	EC50
Filter	644002	644005	644001
Vacuum hose	641501-025	641501-032	641501-050
Hose clamp	840506	840506	840503

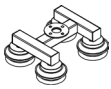
3. Suction feet and yoke



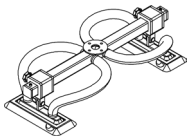
Easyhand	
Round bellow suction feet Ø150 mm	860049-20



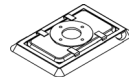
Sack suction feet 275 x 175 mm	642203
-----------------------------------	--------



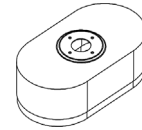
H-yoke 230 x 190 mm Ø75 mm 4x	642425-001
----------------------------------	------------




Adjustable yoke 500 mm 85 x 200 mm 2x	642400-050
--	------------



Vacuhand	
Rectangular suction feet 290 x 200 mm	641707

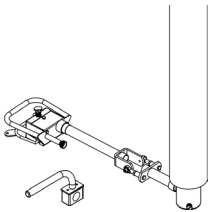


Sack suction feet 375 x 210 mm	642205
-----------------------------------	--------



H-yoke 370 x 280 mm Ø110 mm 4x	642425-007
-----------------------------------	------------

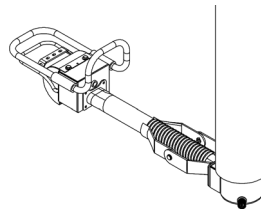
4. Extended handle



Easyhand	
Fixed extended handle 400 mm	640200-004

Articulated extended handle 200+400 mm	640210-0204
---	-------------

Straight 2-hand handle	640205-001
------------------------	------------



Vacuhand	
Fixed extended handle 400 mm	640100-004

Articulated extended handle 200+400 mm	640110-0204
---	-------------

5. Accessories



Easyhand	
Quick connection upper	100960



Quick connection lower	100961
------------------------	--------



Combined swivel and angle joint	670050
---------------------------------	--------



Swivel	100975
--------	--------



Grid for sack suction feet	642203-01
----------------------------	-----------



Release valve standard	642510
------------------------	--------



Vacuhand	
Quick connection upper	242100



Quick connection lower	641001
------------------------	--------



Swivel	642501
--------	--------



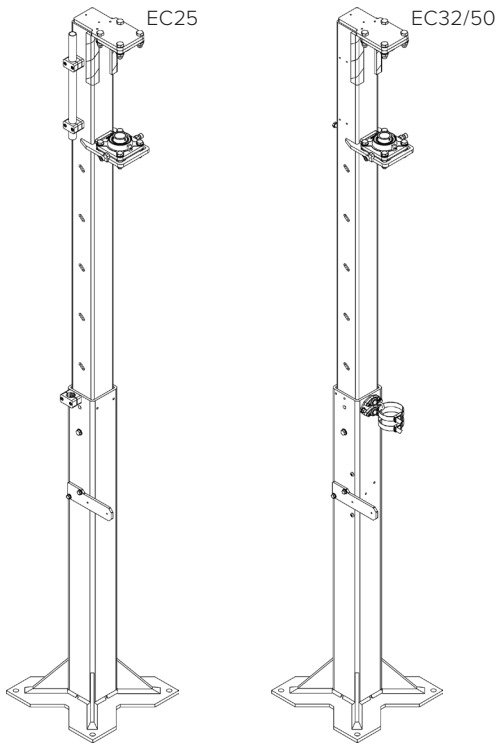
Grid for sack suction feet	642205-01
----------------------------	-----------



Release valve standard	642520
------------------------	--------

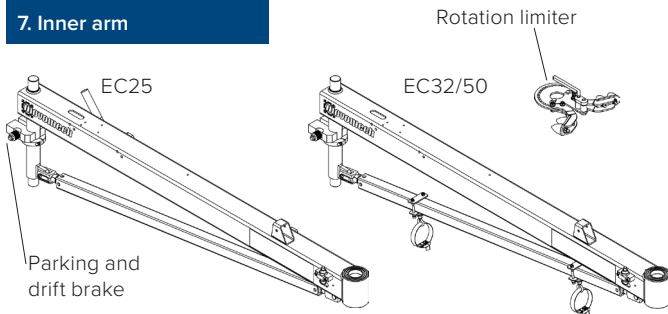
This is only a small selection of suction feet and accessories. Contact our sales department for more information.

6. Pillar



	Height H2	EC25	EC32/50
Adjustable	1768 mm - 2728 mm	743440	744733
Adjustable +500 mm	2268 mm - 3228 mm	743441	744734
Fixed	Max 3500 mm	744732	744735

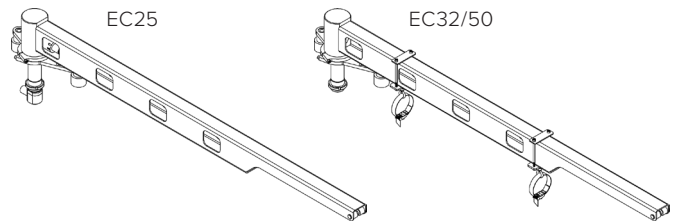
7. Inner arm



Length L1	EC25	EC32/50
1 000 mm	743443	744736
1 500 mm	743444	744737
2 000 mm	743445	744738

Rotation limiter
(fits only EC32/50) **743974**

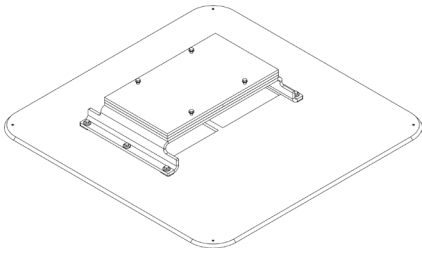
8. Outer arm



Length L2	EC25	EC32/50
1 000 mm	743446	744739
1 500 mm	743447	744740
2 000 mm	743448	744741

Outer jib arm must be = or 500 mm > inner jib arm

9. Mobile footplate

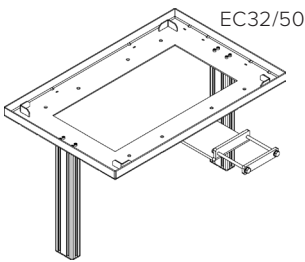
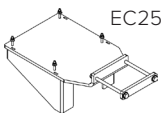


Weights	Height H1	Arms	Capacity	EC25 - EC32/50
3	181 mm	1 000 mm + 1 000 mm	125 kg	742425
4	196 mm	1 000 mm + 1 500 mm	100 kg	743250
7	241 mm	1 500 mm + 1 500 mm	85 kg	743418
9	271 mm	1 500 mm + 2 000 mm	70 kg	743535
11	301 mm	2 000 mm + 2 000 mm	60 kg	743563

Keep in mind that the capacity of the crane in many cases are heigher than the lifter.

See the table on the previous side for max load.

10. Pump shelf

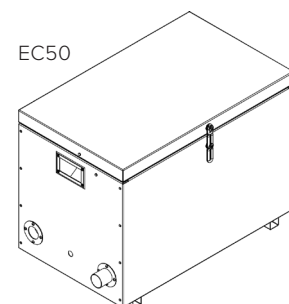
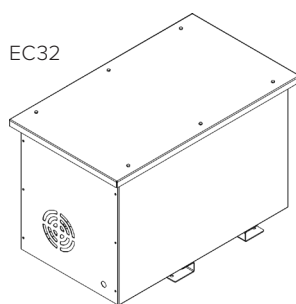
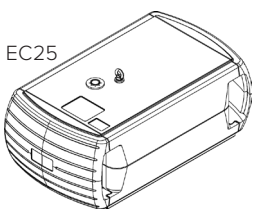


	EC25	EC32/50
For pump C & D	744742	
For pump F, G, H, I & K		744743

11. Silencing box

&

12. Electrical connection



Silencing box, Pump C
Electrical connection

860074
744751

Silencing box, Pump K
Electrical connection

860066-20
743422

Silencing box, Pump F
Electrical connection

860062
744752

Silencing box, Pump D
Electrical connection

860067
743422

Silencing box, Pump I
Electrical connection

860066-10
743422

Silencing box, Pump G/H
Electrical connection

860065
743423