








Gzunda hitching options

Common hitches to suit Gzunda bed movers and linen movers.

							
Hitch	Flex hitch kit with hitch bar.	Ratchet hitch kit with hitch bar.	Manual gripper hitch kit with hitch bar.	Manual gripper hitch kit with hitch bar.	Automatic gripper hitch kit with hitch bar.	Groove hitch kit.	Clamp hitch kit.
Suitability	Gzunda patient movers (excluding bariatric).	Gzunda patient movers (excluding bariatric).	Gzunda bariatric patient mover.	Gzunda patient movers (excluding bariatric).	Gzunda patient movers (suits 20-40 mm bed frame) (excluding bariatric).	Gzunda linen mover and Tug linen mover.	Tug Compact linen mover.
Applications	Hospital beds, stretchers, treatment chairs and low-lying trolleys/gurneys.	Hospital beds, stretchers, treatment chairs and low-lying trolleys/gurneys.	Hospital beds, stretchers, treatment chairs and low-lying trolleys/gurneys.	Hospital beds, stretchers, treatment chairs and low-lying trolleys/gurneys.	Hospital beds, stretchers, treatment chairs and low-lying trolleys/gurneys. It has manual adjustment to suit any bed frame.	Moulded plastic laundry trolleys with a width of 700-720 mm. It has manual height adjustment to suit any handle height/handle slots.	Metal framed trolleys, caged linen trolleys, surgical instrument Rapini trolleys and tall stock trolleys.
Size	780 mm length	780 mm length	780 mm length	780 mm length	780 mm length	650 mm (overall length of bar) Hitch range: 295-650 mm (horizontal) and 95 mm (vertical).	520-720 mm length
Order code	HTFLEX001	HTRATCH001	HTMANGRIP001	HTMANGRIP002	HTAUTOGRIP001	HTGROOVE001*	HTCLAMP001

Retrofittable hitch kits to suit the common hitch bars above

(to enable multiple hitch styles on your bed mover or linen mover)

							
Hitch unit kit	Flex	Ratchet	Manual gripper	Manual gripper	Automatic gripper	60 mm hitch extension suits GZ10SL and GZS	120 mm hitch extension suits GZ10SL and GZS
Order code	HTFLEX001-001	HTRATCH001-001	HTMANGRIPPER-001	HTMANGRIP-002	HTGRIPP001-001	HTHITCHEXT60	HTHITCHEXT120

* EDHTGROOVE001: The whole hitch bar can be manually raised up and down to suit different handle slots. The 95 mm vertical hitch range relates to the range of movement inside the hitch point to allow it to securely hold on to the trolley.

Hitch extensions