

# TPTP-2

Two Post Tilting Parking Lift 2 levels

PROFESSIONAL PARKING SOLUTION PROVIDER!



WE PLAN , DESIGN, MANUFACTURE AND INSTALL...

**MATERIALS**  
**Handling** *Working with ease...*  
PTY LTD



# TPTP-2

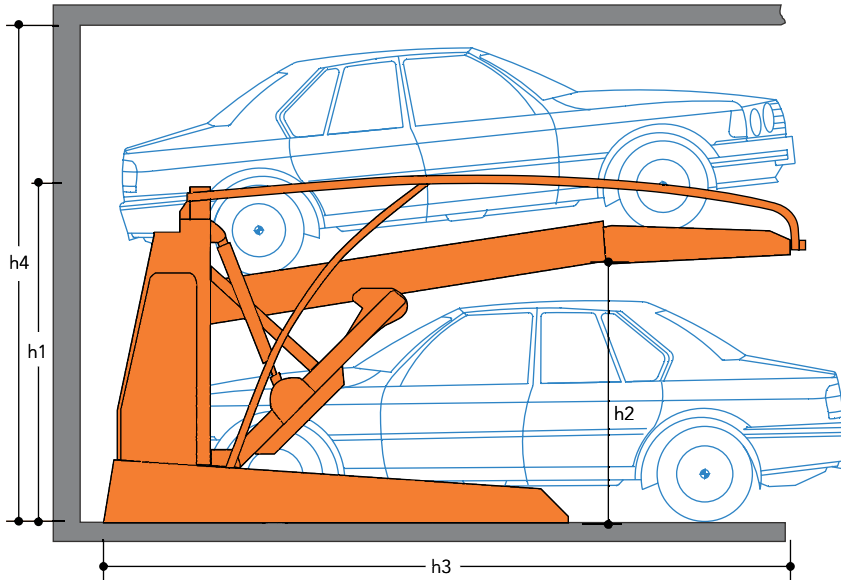
## Two Post Tilting Parking Lift 2 levels

### Introduction

The two post tilting parking lift is a kind of valet parking. TPTP-2 is only used for sedans, and it is a subsidiary product of TPP-2 when you don't have enough ceiling clearance. It moves vertically, the users have to clear the ground level to get the higher level car down.

It is hydraulic driven type that lifted by cylinders. Our standard lifting capacity is 2000kg, different finishing and waterproof treatment are available at customer's request.

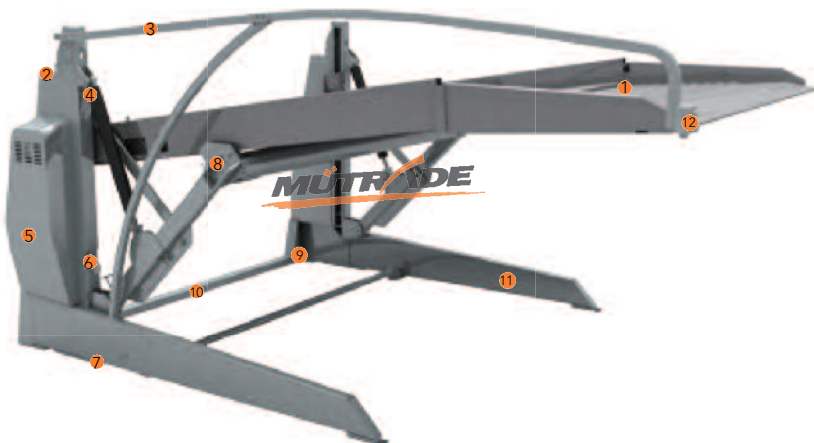
- Designed for low ceiling height
- Galvanized platform with wave plate for better parking
- 10 degree tilting platform
- Dual hydraulic lifting cylinders direct drive
- Individual hydraulic power pack and control panel
- Self-standing and self-support structure
- Can be moved or relocated
- 2000kg capacity, suitable for sedan only
- Electric key switch for security and safety
- Automatic shut-off if operator releases the key switch
- Both electrical and manual lock release for your choice
- Maximum lifting height adjustable to for different ceiling height
- Mechanical anti-falling lock on top position
- Hydraulic overloading protection



TPTP-2

h1(mm)	1850
h2(mm)	1600
h3(mm)	3899
h4(mm)	2900

### General Parts



- 1 Platform
- 2 Column
- 3 Control arm
- 4 Cylinder
- 5 Pump shield(power unit)
- 6 Limit switch
- 7 Left footage
- 8 Safety lock
- 9 Balance shaft
- 10 Wheel stop lever
- 11 Right footage
- 12 Control box

## Advantages

### ① Ultra low noise

Because of it is hydraulic cylinders driven type, no matter the car up or down, it makes low noise because of the buffering of the cylinders.

### ② Safe and reliable

The limit switch on the post and the anti-drop device offer double safety for this equipment.

### ③ Fast and easy installation

With part of structure pre-installed in the factory, it is very easy on the installation work.

### ④ Simple operation

People only need to turn the key switch on the control panel to operate the equipment.

### ⑤ Consumer product level finishing

A better powder coating as the standard surface treatment provide consumer product level finishing.

### ⑥ Top quality processing

The TPTP-2 product is 100% cut by laser and more than 60% welded by robot.

### ⑦ Suitable for both home use and public use

Usually the equipment is mainly used for indoor and personal, but sometimes it also be used for public use



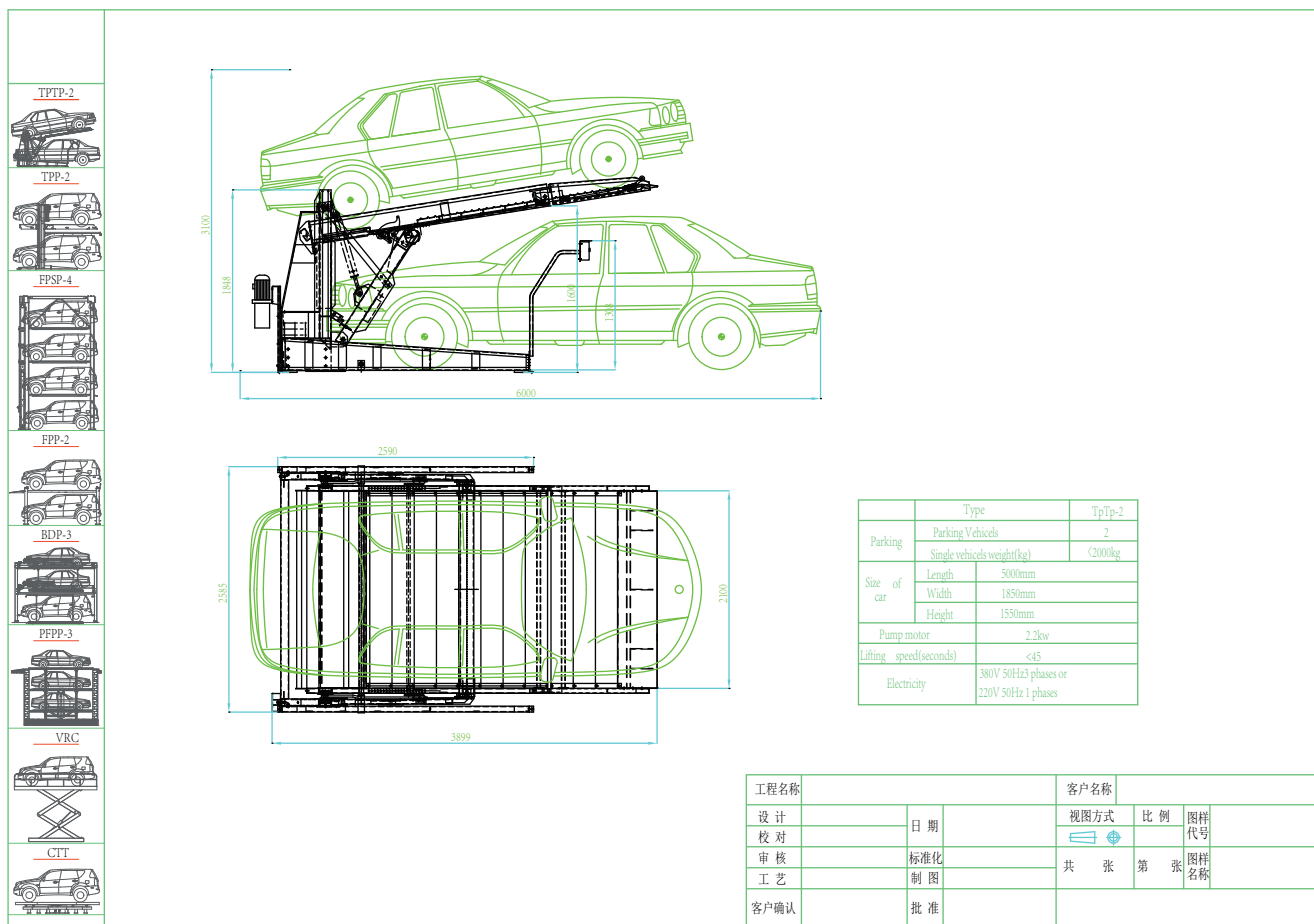
## Specifications

Model	TPTP-2
Vehicle size	5000mmX1850mmX1550mm
Vehicle weight	≤2000Kg
Lifting height	1600mm
Lock mode	Position lock
Drive mode	Hydraulic
Surface treatment	Powder coating
Control power	24V
Lifting time	24S
Lowering time	24S
Voltage	380V/220V
Motor power	2.2kw

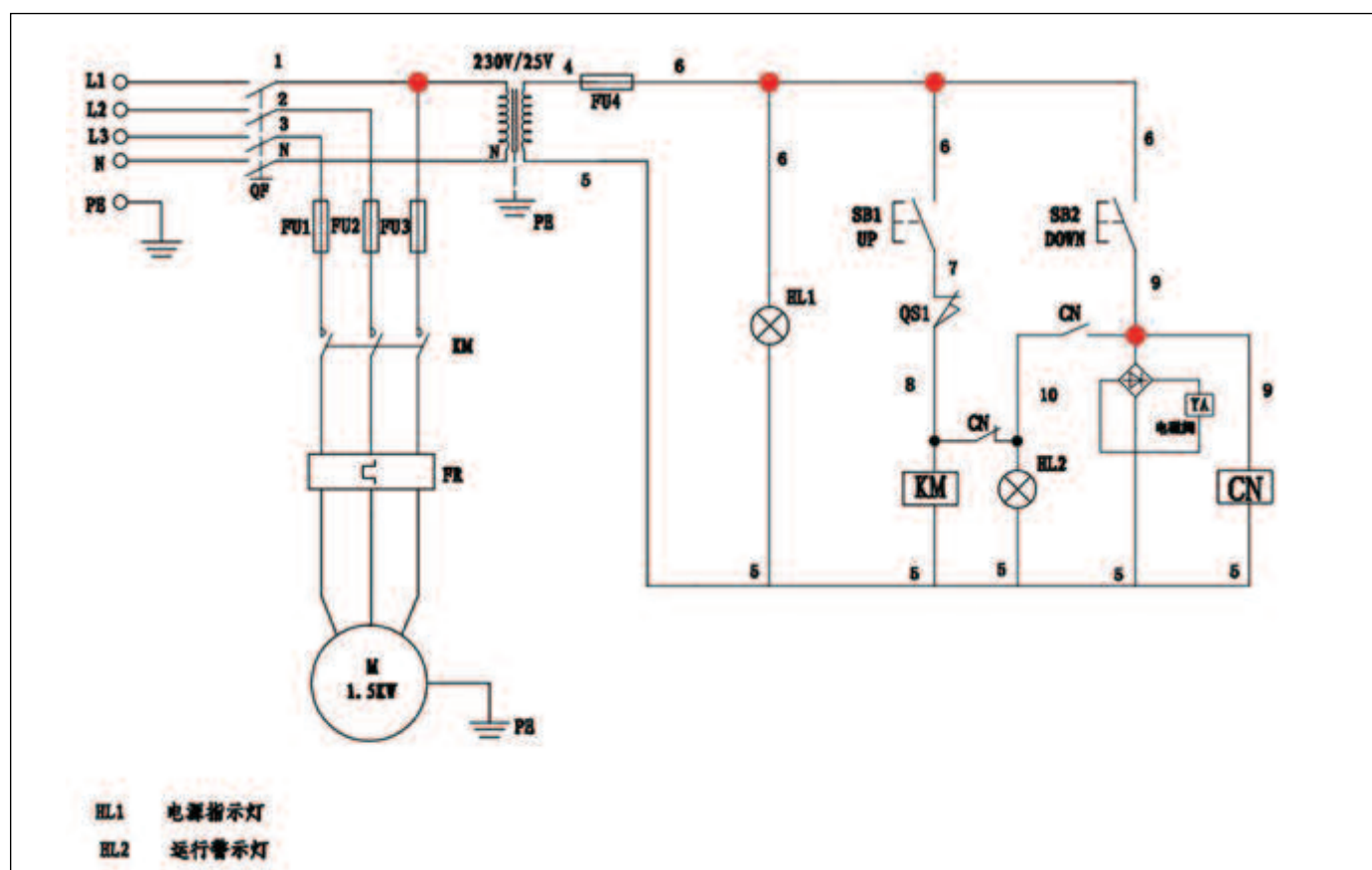
## Surface treatment



- For this kind of equipment, our standard surface treatment is powder coating for the main frame and galvanized plate for the platform.
- Powder coating is applied as a free-flowing, dry powder. It is typically applied electrostatically and is then cured under heat to allow it to flow and form a "skin".
- It is usually used to create a hard finish that is tougher than conventional paint.



## Electric connection



## Operation procedure

1) Before operation, confirm there is no person or object stay in the parking equipment to avoid accident

2) Turn the key to park or take the car.

Car-parking: Turn the key clockwise, platform rises;

Car-taking: Turn the key counterclockwise, platform falls down.

The alert lamp glistens during running (to warn staff around ; After the car is in place, take out the key.

3) Attentions when parking the car:

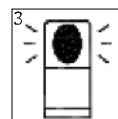
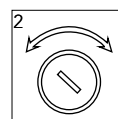
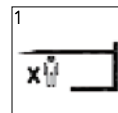
Please put away the antenna before the car enters the parking equipment.

The car can be parked or taken out only after the platform stop running.

Parking the car in appropriate position according to the car length to avoid car damage.

After parking the car, pull the hand brake and leave.

Please check unlock hook, make sure it at security locking state then leave.



### Attention during operation

- Only trained person can operate the equipment;
- Before operation, confirm there is no person in equipment area;
- Prohibit anyone entering into the equipment area except the driver;
- When parking: ① Put away the antenna, and slowly drive onto the platform; ② Locating the car; ③ Flameout, and pull hand brake; ④ Get down the car, and close the car door.
- Connect professional maintainer or connect the manufacturer if there is any abnormal trouble. Never try it by yourself.
- Prohibit driving when drunk.
- Prohibit parking the car of wrong dimension and weight.
- Prohibit fire around the equipment.

## Maintenance

Maintenance should be according to the working frequency of the parking equipment.

1) Daily maintenance and check: The user or operator should responses the daily maintenance and check.

The platform and parking ground should be kept clean and clear;

Clear the surface of the moving parts;

If there is any abnormal noise, please inform the maintainer;

2) Regular maintenance and check: Professional maintainer should do regular maintenance and check, and details as per the table below.

### Check List of maintenance

No.	Check list
1	Running condition
2	Foundation of main column
3	Fixation of bolt
4	Check if the steel frame and platform deforms.
5	Lifting device
6	Hoisting arm of platform
7	If there is any leakage about cylinder
8	if there is any abnormal noise about transmission device
9	Pulley running condition
10	If there is deformation about pulley
11	If the location of the limit switch is right
12	Adjust the balance of platform
13	If the hydraulic oil in power unit is enough
14	If there is any abnormal noise about power unit
15	If the oil hose is worn
16	If brake steel cable is worn
17	If anti-drop hook runs normally
18	If wire insulation bush or pipe is worn
19	If each indicator light is normal

### Trouble Shooting

Failure	Reason	Method
	Outage	
No power	Power switch trip	Switch on
	Key switch is on OFF	Turn key switch to ON and powerlight will be on
Lights are not work	Power light,button light and warning light are all burned	Change the lights
Mechanical part does not work	Knob of control box fails	Change the knob
	Limit switch fails	Repair or change limit switch
Platform cannot be in place	Limit switch displaces.	Adjust the position of limit switch
	Platform is blocked	Clear the block
Platform cannot stop when it is in place	Limit switch displaces	Adjust the position of limit switch
	Limit switch fails	Repair or change limit switch



## Q&A

1. How many cars could be parked for each set?  
2 cars. One is on the ground and another is on the second floor.
2. Is TPTP-2 used indoor or outdoor?  
Both of them are available. The finishing is powder coating and plate cover is galvanized, with rust-proof and rain-proof. When used indoor, you need consider the ceiling height.
3. How much is the minimum ceiling height to use TPTP-2?  
3100mm is the best height for 2 sedans with 1550mm high. Minimum 2900mm available height is acceptable to fit for TPTP-2.
4. Is the operation easy?  
Yes. Keep holding the key switch to operate the equipment, which will stop at once if your hand releases.
5. If the power is off, can I use the equipment normally?  
If the electricity failure happens often, we suggest you have a back-up generator, which can make sure the operation if no electricity.
6. What's the supply voltage?  
Standard voltage is 220v, 50/60Hz, 1Phase. Other voltages could be customized according to clients' request.
7. How to maintain this equipment? how often it need the maintenance work?  
We can offer you the detailed maintenance guide, and actually the maintenance of this equipment is very simple, for example, keep the round environment tidy and clean, check whether the cylinder is leak oil, the bolt is loose or the steel cable is worn

## Reference pictures

